



# Chamber Silencers

**D13  
D13H**

Stoddard Silencers, Inc.  
1017 Progress Drive • Grayslake, Illinois 60030  
Telephone (847) 223-8636 • FAX (847) 223-8638  
E-Mail - info @ stoddardsilencersinc.com  
Web page - www.stoddardsilencersinc.com

## Application

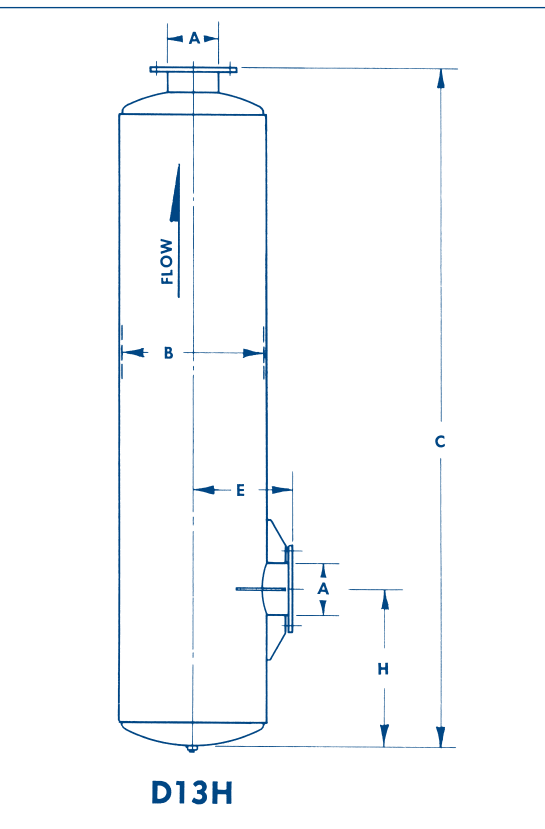
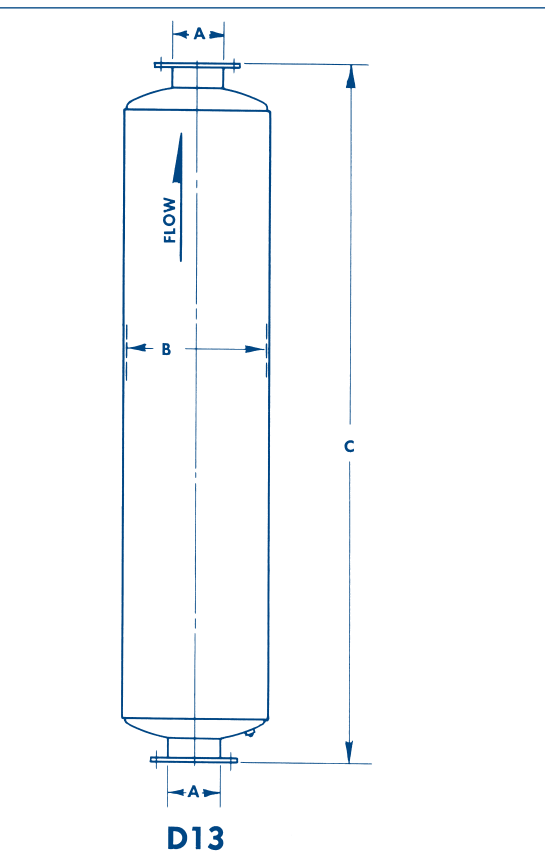
Blower Discharge Silencer for maximum silencing at blower speeds below transition speed.

## Design

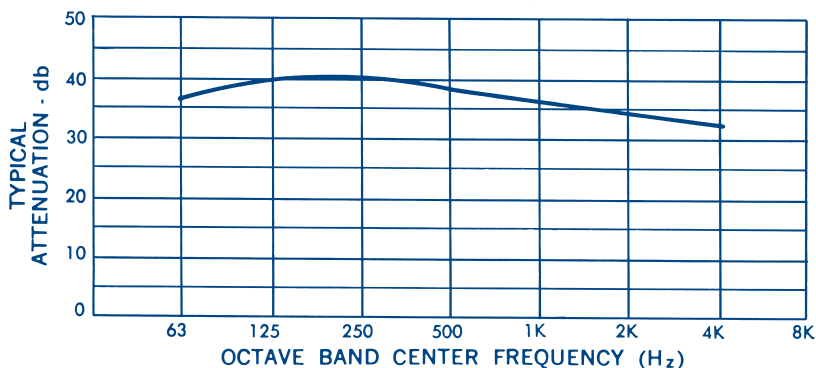
A multi-chambered silencer containing a special arrangement of volumes and air passageways to effectively reduce pulsations through the conversion of noise energy into heat. D13 and D13H Silencers may be installed horizontally or vertically. Design parameters permit nozzle orientation to suit installation requirements.

## Construction

All welded steel sheet and plate construction for long service life. Exterior surfaces are prime coated. Flanges are drilled to match 125 lb. American Standard Flanges. Inspection opening, mounting brackets, relief valve nozzles or special paint available at extra charge.



## Typical Attenuation Curve



Model	A	B	C	Wt.
D13- 1	1*	4½	21	7
D13- 1½	1½*	6½	24	14
D13- 2	2*	8	33	23
D13- 2½	2½*	10	33	36
D13- 3	3*	10	51	45
D13- 3½	3½*	12	52	65
D13- 4	4**	14	53	125
D13- 5	5**	16	65	145
D13- 6	6**	18	72	175
D13- 8	8	22	92	465
D13-10	10	26	117	748
D13-12	12	30	130	1158
D13-14	14	36	162	1737
D13-16	16	42	176	2353
D13-18	18	48	183	3022
D13-20	20	48	195	3582
D13-22	22	54	208	4815
D13-24	24	54	226	5963

\*NPT Connections  
\*\*Available in both NPT or Flange Connections

Model	A	B	C	E	H		Wt.
					Min.	Max.	
D13H- 2	2*	8	30	7	6	10	25
D13H- 2½	2½*	10	31	8	6	10	36
D13H- 3	3*	10	49	8	6	10	45
D13H- 4	4**	14	49	11	7	24	125
D13H- 5	5**	16	62	12	8	28	145
D13H- 6	6	18	68	13	9	34	175
D13H- 8	8	22	89	15	10	43	465
D13H-10	10	26	114	17	12	57	748
D13H-12	12	30	127	19	13	69	1158
D13H-14	14	36	159	22	15	69	1737
D13H-16	16	42	173	25	17	81	2353
D13H-18	18	48	180	28	19	90	3022
D13H-20	20	48	192	28	20	92	3582
D13H-22	22	54	205	31	22	96	4815
D13H-24	24	54	223	31	24	100	5963